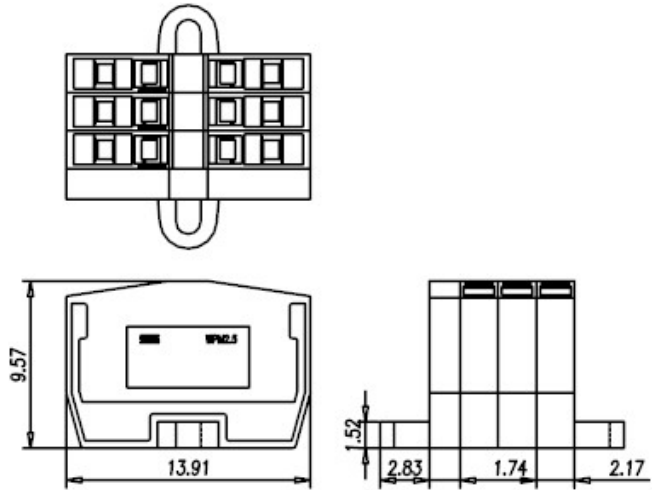


DIN Rail terminal blocks / WPM series



**WPM2.5**







**TxHxW 5.1x32x22**

|                                        |                |         |
|----------------------------------------|----------------|---------|
| Approval                               |                |         |
| Technical Data                         | UL             | IEC     |
| Rated voltage                          | 600V           | 800V    |
| Rated current                          | 25A            | 24A     |
| Wire range                             |                |         |
| Solid wire (AWG   mm <sup>2</sup> )    | 28~12          | 0.5~2.5 |
| Stranded wire (AWG   mm <sup>2</sup> ) | 14~12          | 0.5~2.5 |
| Rated surge voltage (UL/IEC/Max.)      | 2.2 / 3 / 6 KV |         |
| Torque (Lb-in)                         |                |         |
| Screw                                  |                |         |
| Wire strip length                      | 8~9mm          |         |
|                                        |                |         |
|                                        |                |         |
|                                        |                |         |
|                                        |                |         |
|                                        |                |         |
|                                        |                |         |
|                                        |                |         |



| Accessories                        | Cat. No. |
|------------------------------------|----------|
| End cover (Left)                   | WPM2.5CA |
| (Right)                            | WPM2.5CB |
| Partition                          |          |
| Small partition                    |          |
| Cross jumper - central type        |          |
| Cross jumper - cage inserting type | CSC-2.5  |
| Busbar                             |          |
| Suitable plugs                     |          |
| Marking label                      | TM20     |
| Suitable rail                      |          |
| Tool                               | SDM2.5   |

| Optional color                                                                      | Cat. No.  |
|-------------------------------------------------------------------------------------|-----------|
|  | WPM2.5-RD |
|  | WPM2.5-BL |
|  | WPM2.5-BK |
|  | WPM2.5-OR |